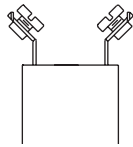


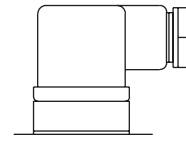
**Screw Terminals**

#8 – 32  
Rated IP 00



**HR Complete DIN**

DIN 43650 – A Type  
Plug and Receptacle Included  
Rated IP 65

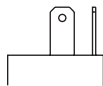


CABLE CLAMP FOR .18" (4.5mm) THRU .28" (7mm) DIA CABLE

PIN ASSIGNMENTS: #1 COMMON #2 NORMALLY CLOSED #3 NORMALLY OPEN #4 NOT USED

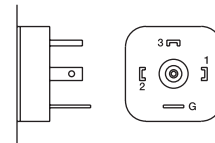
**QC Quick Connects**

1/4" Male Spades  
Rated IP 00



**HH Male DIN**

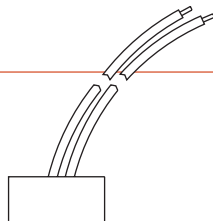
DIN 43650 – A Type  
Plug Only  
Rated IP 65



PIN ASSIGNMENTS: #1 COMMON #2 NORMALLY CLOSED #3 NORMALLY OPEN #4 NOT USED

**WL\* Wire Leads**

18 AWG Wire, 18" Long  
Rated IP 65



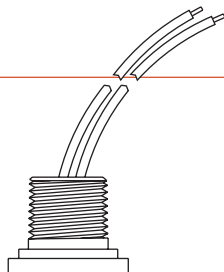
**WP\*\* Weather Pack**

Female "Tower" Type  
18 AWG Wire  
6" Complete Length  
Rated IP 65



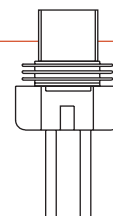
**EL\* Male Conduit**

1/2" – 14 NPT Male Connection  
Includes WL Option  
Rated IP 65



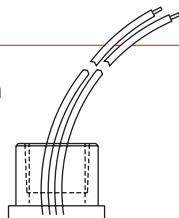
**MP\*\* Metri-Pack**

Female 280 Series  
18 AWG Wire  
6" Complete Length  
Rated IP 65



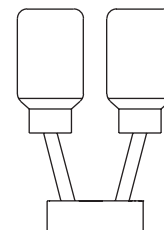
**EF\* Female Conduit**

1/2" – 14 NPT Female Connection  
Includes WL Option  
Rated IP 65



**PP Waterproof Mil Connector**

MS 27142 Style  
16 AWG Wire  
Rated IP 66



\* Color Code: **Black** – Common **Red** – Normally Open **Blue** – Normally Closed

\*\* Pin Assignments (C Circuit): **A** – Normally Open **B** – Common **C** – Normally Closed